


LED - EINDHOVEN

LED BACKLIGHT PANEL LIGHT



- NEW DESIGN
- NEW STYLE
- 595 X 595 MM
- 295 X 1195 MM

LED - EINDHOVEN



- **Avoiding Surface Yellowing**
- **High Luminous efficiency**
- **Automatic Production**
- **More Stable Quality**
- **High Cost-effective**

LED - EINDHOVEN

■ **Surface Frame-** Made by 6063 pure aluminum and full-automatic laser welding process, avoid to light leakage and be out of the shape.

■ **Diffuser-** To avoid to the lamp yellowing and out of the shape, the PC Type use 1.0mm PS

■ **LED Chip-** With high brightness & High CRI, the luminous efficiency can reach 140LM/W and the SDCM less than 5, reaching the European standard.

■ **Lens-** Adopts PMMA material, we use TV lens to improve the luminous efficiency furthest.



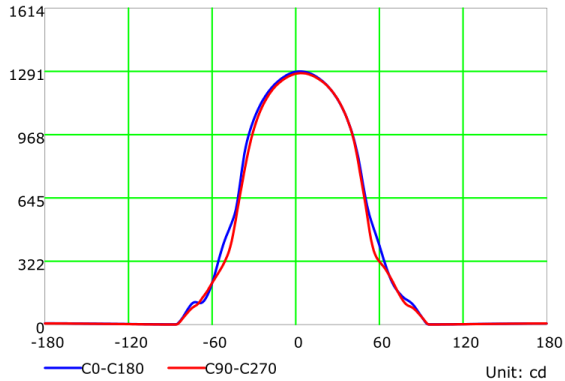
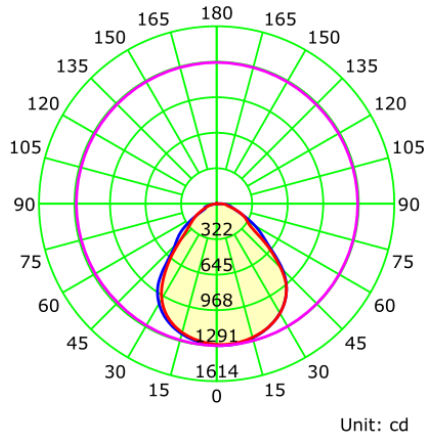
LED - EINDHOVEN



- **Aluminum PCB-** With high thermal conductivity alloy material used in the aluminum PCB and high reflective white oil to improve the luminous efficiency .
- **Base Plant-** Self design, operate the production and mould manufacture by ourselves. Using alloy materials with high reflection matte material spraying.
- **Driver-** Adopted isolated process, with the long life span brand electrolysis which built-in surge protection, lighting protection and high constant-current accuracy.

LED - EINDHOVEN

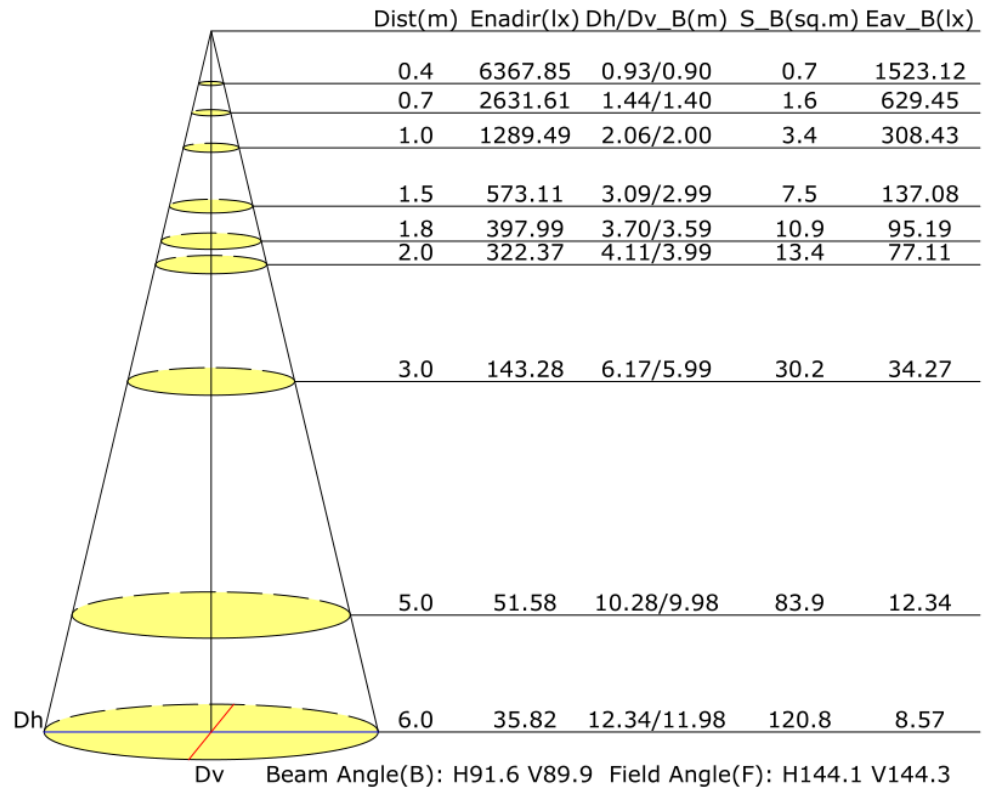
Luminous Intensity Distribution Curve



C Plane (°): 0.0-360.0: 45.0
 Test Lab:
 Test Type: TYPE C
 Temperature:
 Operator:

Gamma Plane (°): 0.0-180.0: 1.0
 Test Device: GPM-1600
 Distance: 6.962 m
 Humidity:
 Inspector:

Illuminance at a Distance



LED - EINDHOVEN

<u>MODEL</u>	<u>SLL-6060-36</u>
<u>Power(W)</u>	<u>36W</u>
<u>CCT(K)</u>	<u>3000K/4000K/6500K</u>
<u>Efficiency(lm/W)</u>	<u>120 lm/W</u>
<u>Lifetime(h)</u>	<u>30,000 hrs.</u>
<u>Flux(lm)</u>	<u>3360 lm</u>
<u>PF</u>	<u>> 0.9</u>
<u>Ripple</u>	<u><8%</u>
<u>Diameter(mm)</u>	<u>595X595X34</u>



LED - EINDHOVEN

Hotel

Market

Residential

Office



LED - EINDHOVEN

Panel Size: 595*595*34mm

Packing way : Pearl cotton

Quantity : 5 pcs/carton

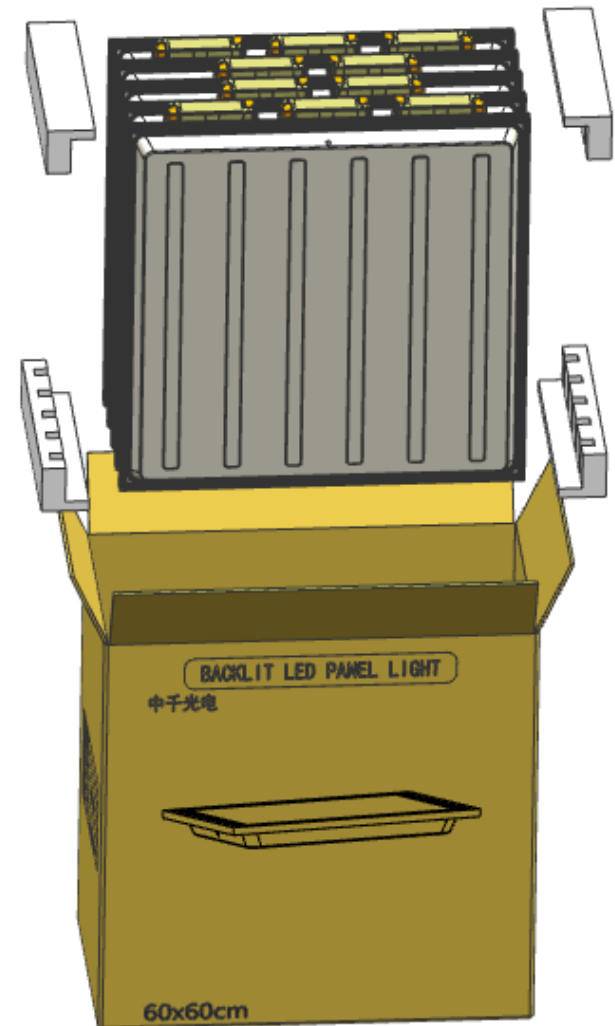
Carton Size: 640*360*640mm

N.W.: 14.3kg

G.W.: 16kg

20GP Capacity (27m³) : 1850 PCS

40HQ Capacity (67m³) : 4550 PCS



LED - EINDHOVEN

